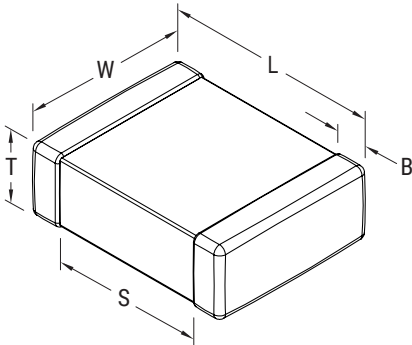



Sample Kit Contents

KEMET Part Number	Case Size	Capacitance	Cap Tolerance	Rated Voltage	T Thickness	Dielectric	Quantity
	EIA/Metric		%	VDC	mm		
C0402C100J3GACTU	0402/1005	10 pF	±5	25	0.50 ±0.05	C0G	100
C0402C100J5GACTU	0402/1005	10 pF	±5	50	0.50 ±0.05	C0G	100
C0402C220J3GACTU	0402/1005	22 pF	±5	25	0.50 ±0.05	C0G	100
C0402C220J5GACTU	0402/1005	22 pF	±5	50	0.50 ±0.05	C0G	100
C0402C121J5GACTU	0402/1005	120 pF	±5	50	0.50 ±0.05	C0G	100
C0402C181K4GACTU	0402/1005	180 pF	±10	16	0.50 ±0.05	C0G	100
C0402C181J5GACTU	0402/1005	180 pF	±5	50	0.50 ±0.05	C0G	100
C0402C271J5GACTU	0402/1005	270 pF	±5	50	0.50 ±0.05	C0G	100
C0402C102J5GACTU	0402/1005	1000 pF	±5	50	0.50 ±0.05	C0G	100
C0402C102J1GACTU	0402/1005	1000 pF	±5	100	0.50 ±0.05	C0G	100
C0402C220K4RACTU	0402/1005	22 pF	±10	16	0.50 ±0.05	X7R	100
C0402C181K4RACTU	0402/1005	180 pF	±10	16	0.50 ±0.05	X7R	100
C0402C271K5RACTU	0402/1005	270 pF	±10	50	0.50 ±0.05	X7R	100
C0402C102K5RACTU	0402/1005	1000 pF	±10	50	0.50 ±0.05	X7R	100
C0402C103K4RACTU	0402/1005	10000 pF	±10	16	0.50 ±0.05	X7R	100
C0402C103K5RACTU	0402/1005	10000 pF	±10	50	0.50 ±0.05	X7R	100
C0402C683K4RACTU	0402/1005	68000 pF	±10	16	0.50 ±0.05	X7R	100
C0402C823K4RACTU	0402/1005	82000 pF	±10	16	0.50 ±0.05	X7R	100
C0402C104K8RACTU	0402/1005	0.10 µF	±10	10	0.50 ±0.05	X7R	100
C0402C104K4RACTU	0402/1005	0.10 µF	±10	16	0.50 ±0.05	X7R	100
C0402C103K4PACTU	0402/1005	10000 pF	±10	16	0.50 ±0.05	X5R	100
C0402C683K8PACTU	0402/1005	68000 pF	±10	10	0.50 ±0.05	X5R	100
C0402C823K8PACTU	0402/1005	82000 pF	±10	10	0.50 ±0.05	X5R	100
C0402C104K8PACTU	0402/1005	0.10 µF	±10	10	0.50 ±0.05	X5R	100
C0402C104K4PACTU	0402/1005	0.10 µF	±10	16	0.50 ±0.05	X5R	100
C0402C104M4PACTU	0402/1005	0.10 µF	±20	16	0.50 ±0.05	X5R	100
C0402C224K9PACTU	0402/1005	0.22 µF	±10	6.3	0.50 ±0.05	X5R	100
C0402C474K9PACTU	0402/1005	0.47 µF	±10	6.3	0.50 ±0.05	X5R	100
C0402C105K9PACTU	0402/1005	1.0 µF	±10	6.3	0.50 ±0.05	X5R	100
C0402C225M9PACTU	0402/1005	2.2 µF	±20	6.3	0.50 ±0.05	X5R	100


Dimensions – Millimeters (Inches)




Case Size (in.)	Case Size (mm)	L Length	W Width	T Thickness	B Bandwidth	S Separation Minimum	Mounting Technique
0402	1005	1.00 (.040) ±0.05 (.002)	0.50 (.020) ±0.05 (.002)	See Table Above	0.30 (.012) ±0.10 (.004)	0.30 (.012)	Solder Reflow Only



www.kemet.com/COG



www.kemet.com/X7R



www.kemet.com/X5R